

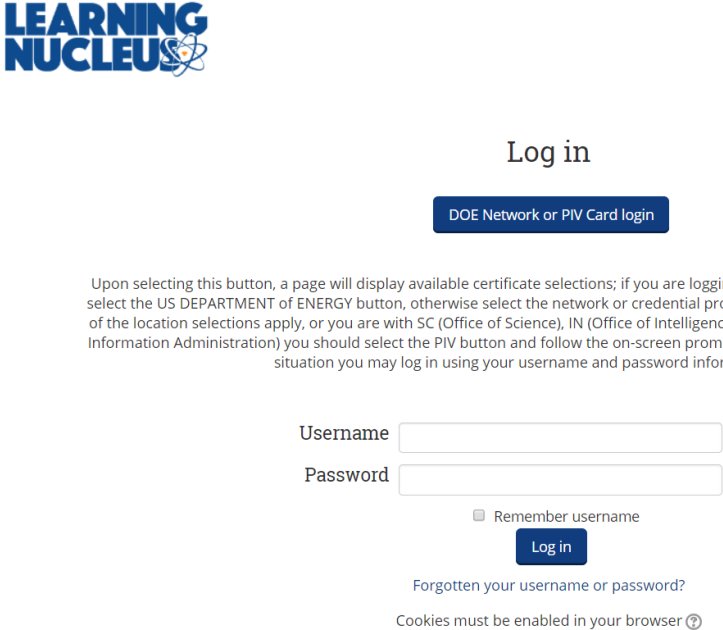


Logging into and accessing the Learning Nucleus

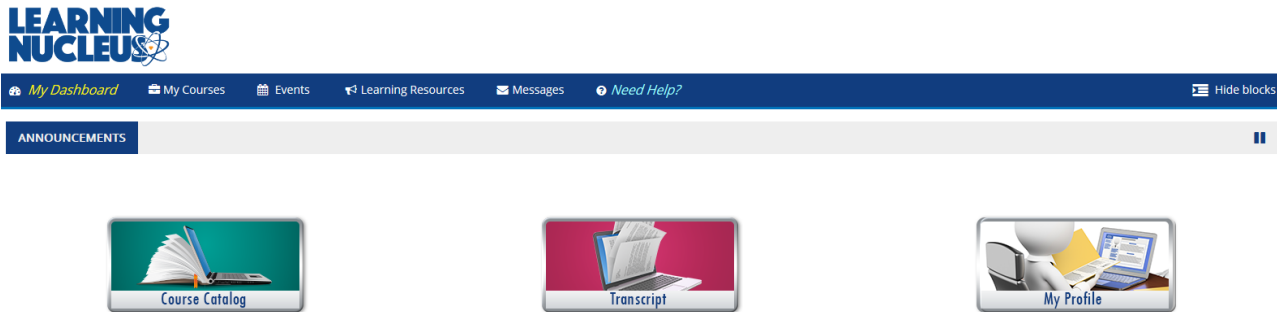
There are four different ways of logging into the Learning Nucleus. Click on one of the following links to see the method of logging in.

- [Password Login](#)
- [PIV Login](#)
- [DOE Site Credentials](#)
- [ESS Login](#)

[Password Login](#)

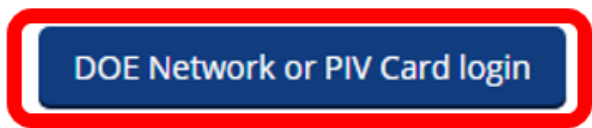
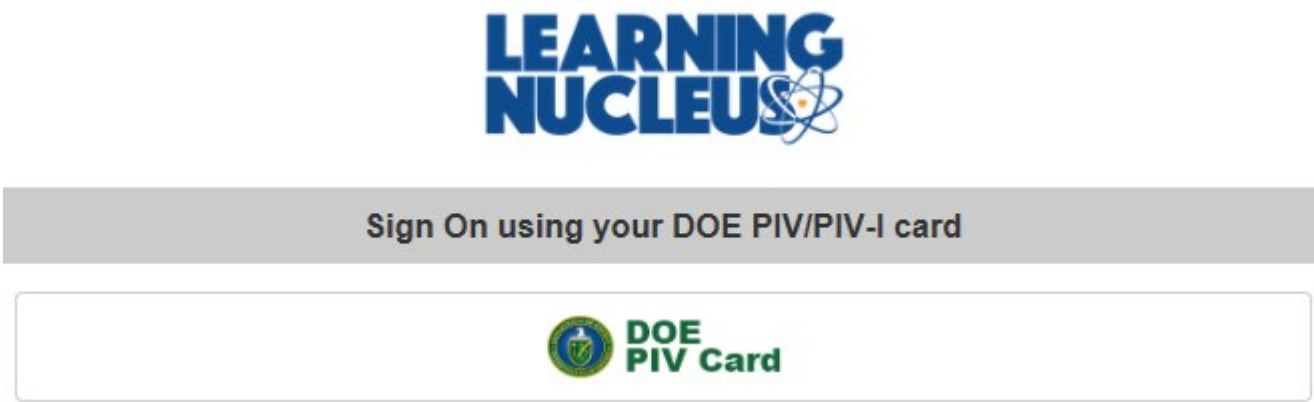
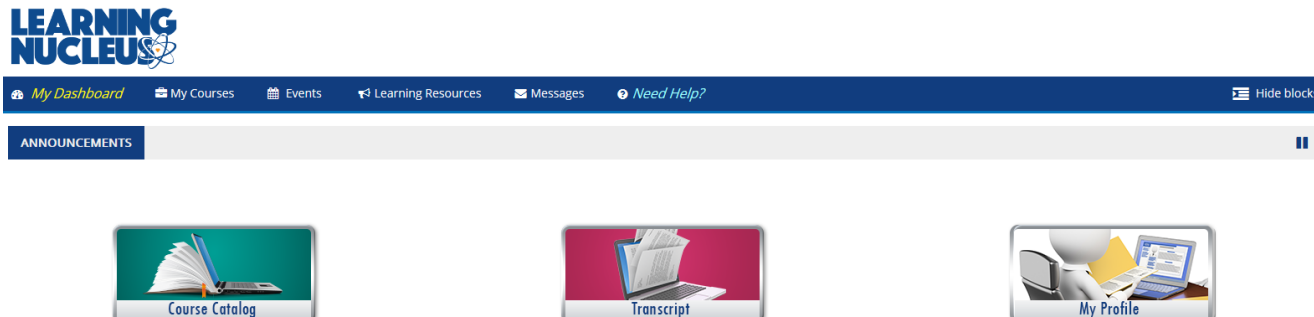
Step	Action
1.0	<div><p>Go to Learning Nucleus</p><p>The screenshot shows the Learning Nucleus login interface. At the top is the Learning Nucleus logo. Below it is the text "Log in" and a button labeled "DOE Network or PIV Card login". A paragraph of text explains that selecting this button leads to a page with certificate selections, and if logging in from the OCIO/EITS network, the user should select the US DEPARTMENT of ENERGY button. It also mentions that if none of the location selections apply, or if the user is with SC (Office of Science), IN (Office of Intelligence and Counterintelligence), or EIA (Energy Information Administration), they should select the PIV button. Below this text are input fields for "Username" and "Password", a "Remember username" checkbox, and a "Log in" button. At the bottom, there are links for "Forgotten your username or password?" and a note that "Cookies must be enabled in your browser" with a help icon.</p></div>



Step	Action
2.0	<p>Enter your Username and Password into the corresponding boxes on the main screen (Your Username is usually your full government email address).</p> <p>Username <input type="text"/></p> <p>Password <input type="password"/></p> <p><input type="checkbox"/> Remember username</p> <p>Log in</p> <p>Forgotten your username or password?</p> <p>Cookies must be enabled in your browser ?</p>
3.0	<p>After entering your credentials select the Log in button.</p> <p>Username <input type="text"/></p> <p>Password <input type="password"/></p> <p><input type="checkbox"/> Remember username</p> <p>Log in</p> <p>Forgotten your username or password?</p> <p>Cookies must be enabled in your browser ?</p>
4.0	<p>You will then be directed to your Learning Nucleus dashboard.</p>  <p>The screenshot shows the Learning Nucleus dashboard. At the top is the Learning Nucleus logo. Below it is a navigation bar with links: My Dashboard, My Courses, Events, Learning Resources, Messages, and Need Help?. To the right of the navigation bar is a 'Hide blocks' button. Below the navigation bar is an 'ANNOUNCEMENTS' section. At the bottom of the dashboard are three large buttons: Course Catalog, Transcript, and My Profile.</p>

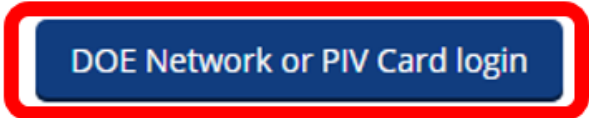


PIV Login

Step	Action
1.0	Go to Learning Nucleus
2.0	Insert your PIV in the card reader.
3.0	<p>Click on DOE Network or PIV login button.</p> 
4.0	<p>Click on the DOE PIV Card button.</p> 
5.0	<p>You will then be redirected to your Learning Nucleus dashboard.</p> 



DOE Site Credentials

Step	Action
1.0	To use this option you must be logged into a computer at your DOE site.
2.0	Go to Learning Nucleus
3.0	<p>Click on DOE Network or PIV login button.</p> <p>Log in</p>  A blue rectangular button with rounded corners and a white border, containing the text "DOE Network or PIV Card login" in white. The button is highlighted with a thick red rectangular border.



Click on your DOE site button.

Or Sign On using your DOE site credential

Ames Laboratory



Bonneville
POWER ADMINISTRATION



U.S. DEPARTMENT OF
ENERGY

EM Consolidated Business
Center - MOAB

EM Consolidated Business
Center - WWDP



Managed by
HONEYWELL



Lawrence Livermore
National Laboratory



Los Alamos
NATIONAL LABORATORY



NATIONAL
ENERGY
TECHNOLOGY
LABORATORY



OAK RIDGE
National Laboratory



U.S. DEPARTMENT OF
ENERGY | Legacy
Management

Office of Scientific and
Technical Information



Pacific Northwest
NATIONAL LABORATORY

Richland Operations Office



Sandia
National
Laboratories

enterprise-srs



SOUTHWESTERN
POWER
ADMINISTRATION

Strategic Petroleum Reserve

Thomas Jefferson National
Accelerator Facility



Western Area
Power Administration

You will then be redirected to your Learning Nucleus dashboard.




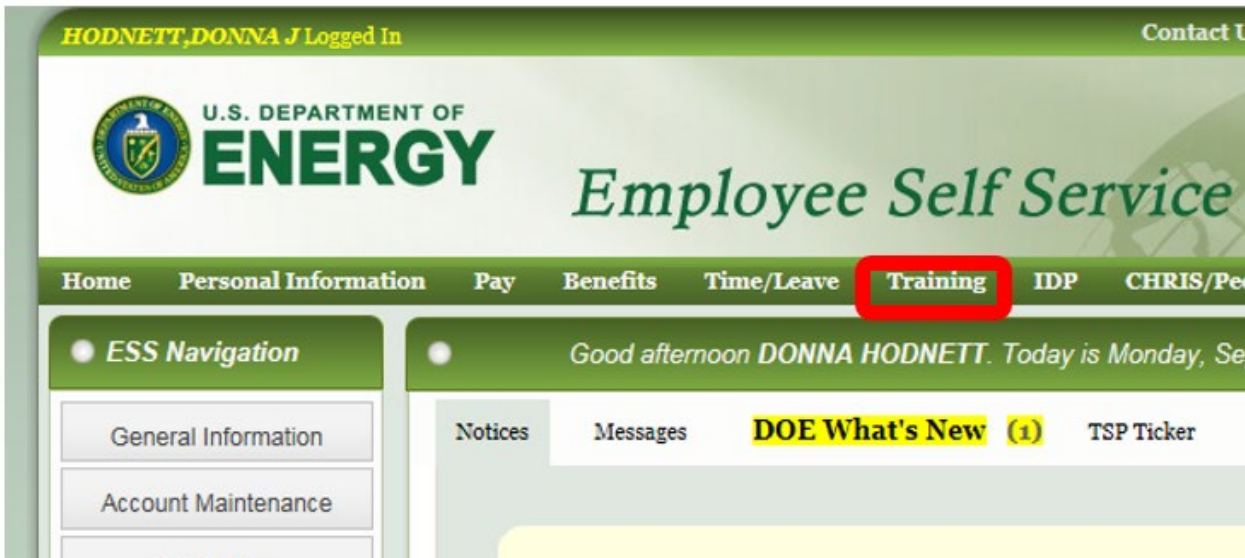
My Dashboard My Courses Events Learning Resources Messages Need Help? Hide blocks

ANNOUNCEMENTS

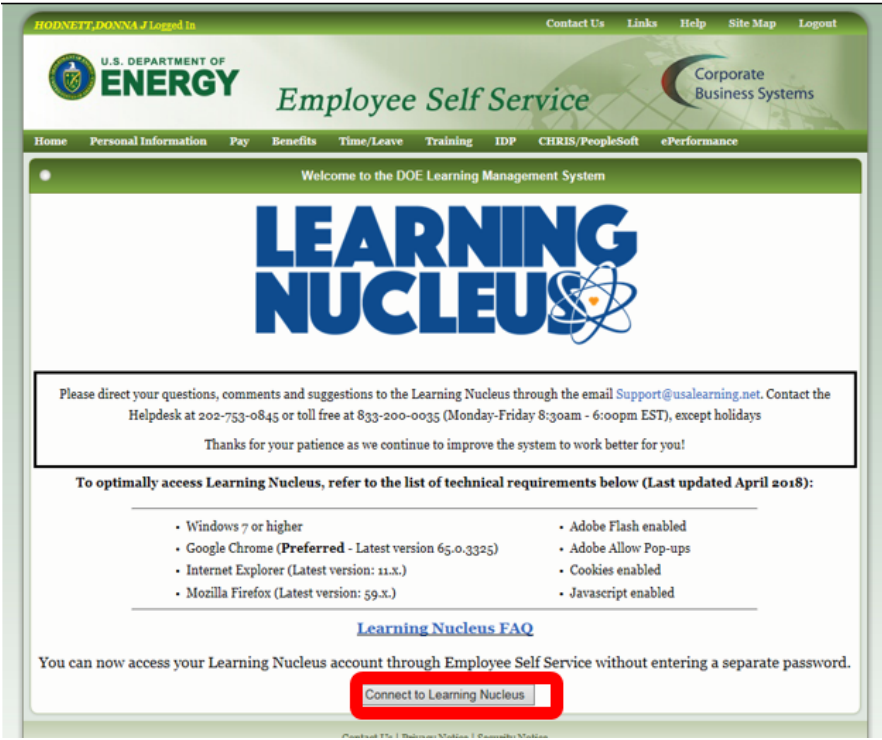




ESS Login

Step	Action
1.0	Go to Employee Self Service.
2.0	<p>Log in to ESS.</p> 
3.0	<p>After you log into the system, select Training.</p> 



4.0	From the dropdown that appears select Access Training and then select Learning Nucleus .
5.0	<p>Select Connect to Learning Nucleus.</p> 
6.0	<p>You will then be redirected to your Learning Nucleus dashboard.</p> 